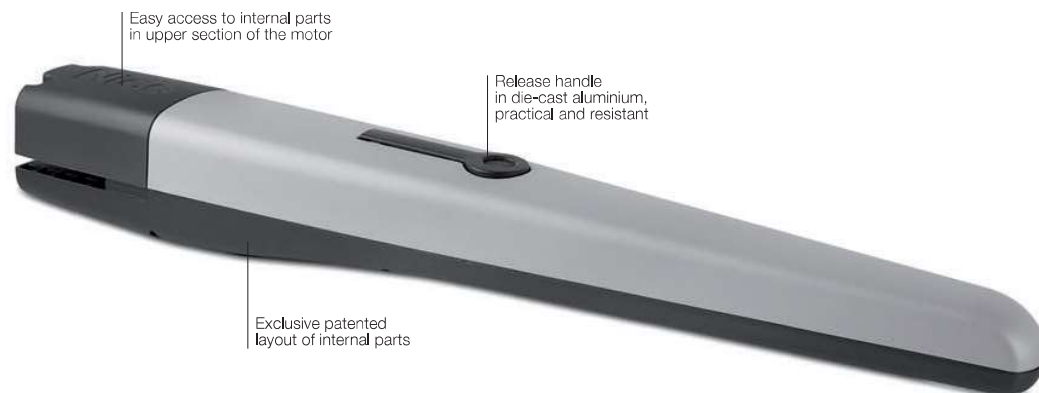


# Toona 4

For swing gates with leaves up to 3 m



## Ideal for residential applications.

Electromechanical gear motor, surface mounted. Also available in 24 Vdc version, with magnetic encoder.

**Reliability and durability over time:** thanks to the housing, made up of two tough aluminium shells with polyester paint finish; more resistant to atmospheric agents.

Internal moving parts completely in steel, light alloys and technopolymers.

**Silent:** patented layout of internal parts and lead nut in bronze.

**Generously sized and practical connection compartment:** rapid and easy access from above to internal parts located in the upper section of the motor.

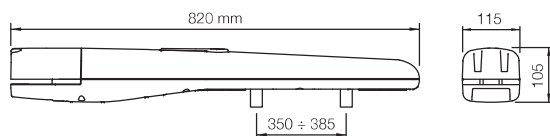
**Simple installation and maintenance:** with built-in capacitor.

**Recommended control units:** MC800, Moonclever MC824H for TO4024.

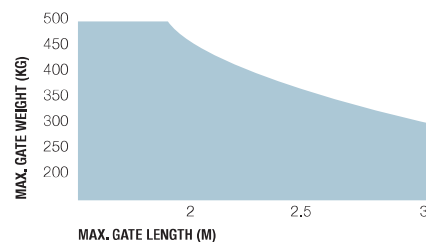
**24 Vdc version** with magnetic encoder. **Perfect for intensive use**, compatible with the control unit Moonclever MC824H:

- simple programming, by means of a single key;
- automatic memorization of limit switches on opening and closing with self-learning function;
- automatic fault diagnostics;
- programming of pause time;
- pedestrian pass door;
- deceleration on opening and closing;
- obstacle detection with dual technology;
- operation in event of power failure by means of optional rechargeable batteries (PS324);
- provision for connection of latest generation resistive sensitive edges.

## DIMENSIONS



## UTILISATION LIMITS



The shape, the height of the gate and the weather conditions can considerably reduce the values shown in the graph to the side.  
Use in windy areas 230 Vac models.

## COMMON ACCESSORIES



**IBT4N**  
Interface for connecting the O-View programming unit.

Pc./Pack 1



**IT4WIFI**  
Smart Wi-fi interface to manage gates and garage doors by smart-phone (\*).

Pc./Pack 1



**PLA6**  
Rear bracket 250 mm long.

Pc./Pack 1



**PLA14**  
Screw-adjustable rear bracket.

Pc./Pack 2



**PLA15**  
Screw-adjustable front bracket.

Pc./Pack 2



**PLA10**  
Vertical 12 V electric lock.

Pc./Pack 1



**PLA11**  
Horizontal 12 V electric lock.

Pc./Pack 1



**PLA13**  
Mechanical travel stops for closing and opening manoeuvres.

Pc./Pack 4

## ACCESSORY FOR 24 V VERSION



**TS**  
Signboard.

Pc./Pack 1



**PS324**  
24 V battery with integrated battery charger.

Pc./Pack 1



**SOLEMYO KIT**  
The solar power to automate gates, garage doors or barrier gates.

See page 213.

\* Not compatible with the Solemyo kit and PS324

## TECHNICAL SPECIFICATIONS

Code	Description	Pack/Pallet
<b>T04024</b>	Irreversible, 24 Vdc, with magnetic encoder, mechanical stop on opening	20
<b>T04005</b>	Irreversible, 230 Vac, increased speed, with limit switch on opening	20
<b>T04006</b>	Irreversible, 230 Vac, increased speed, with limit switch on opening and closing	20
<b>T04015</b>	Irreversible, 230 Vac, cruising speed, with limit switch on opening	20
<b>T04605</b>	Reversible, 230 Vac, increased speed, with limit switch on opening	20

Code	T04024	T04005	T04006	T04015	T04605
<b>ELECTRICAL DATA</b>					
Power supply (Vac 50 Hz)*	-		230		
Power supply (Vdc)	24		-		
Absorption (A)	5		1.5		1.3
Power (W)	120		340		300
<b>PERFORMANCE DATA</b>					
Speed (m/s)		0,016		0,013	0,016
Force (N)			1800		
Work cycle (cycles/hour)	95**		58		50
<b>DIMENSIONAL AND GENERAL DATA</b>					
Protection level (IP)			44		
Working temp. (°C Min/Max)			-20 ÷ +50		
Dimensions (mm)			820x115x105 h		
Weight (kg)			6		

\* 60 Hz version available on request

\*\* With optimal installation.

## COMPATIBILITY TABLE WITH CONTROL SYSTEMS AND ACCESSORIES

Code	control unit/receiver						transmitter				photocells						flashing light								
	MC200 / Built-in*	MC800 / OXI	DPR0500 / OXI-SIMX*	A924 / FLOX12R*	MC424L / Built-in*	MC824H / OXI	MC824HR / OXI	ERA INTI	ERA ONE	ERA FLOR	NICEWAY	EPS	EPM	EPL	EP5B	EPMB	EPLB	EPMOV	F210	FT210	F210B	FT210B	ELAC	ELDC	WLT
<b>T04024</b>						•	•	•	•	•	•	•	•	•	•	•	•	•					•	•	•
<b>T04005</b>		•					•	•	•	•	•	•	•	•					•	•			•	•	•
<b>T04006</b>		•					•	•	•	•	•	•	•	•					•	•			•	•	•
<b>T04015</b>		•					•	•	•	•	•	•	•	•					•	•			•	•	•
<b>T04605</b>		•					•	•	•	•	•	•	•	•					•	•			•	•	•

\* Radio receiver incompatible with Opera system

For swing gates

For sliding gates

Barrier gate operator systems

For garage and industrial doors

Control systems and accessories

Compatibility table and alphabetical index